



October 22, 2021

BSE Limited
P.J. Towers
Dalal Street
Mumbai - 400 001

The National Stock Exchange of India Ltd.
Exchange Plaza
Bandra Kurla Complex
Bandra (E)
Mumbai - 400 051

Dear Sir/Madam,

Re.: Outcome of the Board Meeting and announcements pursuant to the SEBI (Listing Obligations and Disclosure Requirements) Regulations, 2015 (the 'Listing Regulations')

Pursuant to the provisions of the Listing Regulations, we wish to inform you that the Board of Directors of the Company at its meeting held today, commenced at 12.30 p.m. and concluded at 1.50 p.m., has considered and approved, inter-alia, the followings:

1. The Unaudited Financial Results (Standalone and Consolidated) of the Company for the quarter/half year ended September 30, 2021.

The Unaudited Financial Results (Standalone and Consolidated) of the Company for the quarter/half year ended September 30, 2021 prepared in terms of Regulation 33 of the Listing Regulations together with Limited Review Reports of the Statutory Auditors of the Company are enclosed herewith.

2. An Interim Dividend of Rs. 8/- per share of face value of Re. 1 each for the financial year 2021-22 and **Wednesday, November 3, 2021** as the '**Record Date**' for determining entitlement of members of the Company to the aforesaid Interim Dividend. The payment of the said Interim Dividend will be made on/before November 20, 2021.
3. Notice of Postal Ballot to consider and approve advancing loan(s) to the subsidiaries under Section 185 of the Companies Act, 2013. The Notice of Postal Ballot will be dispatched to all concerned in due course.
4. Investments upto Rs. 5 crores to open office(s) and/or to incorporate a wholly-owned subsidiary of the Company in U.A.E., subject to compliance of applicable laws. Details pursuant to Regulation 30 of the Listing Regulations are given in Annexure-A.

We also enclose Investors' Release dated October 22, 2021 specifying the summary of financial performance and other developments for the quarter/half year ended September 30, 2021.

Kindly take the above on your records.

Thanking you,

Yours' faithfully,
For Kajaria Ceramics Limited

R.C. Rawat
COO (A&T) & Company Secretary

Encl.: As above

Kajaria Ceramics Limited

Corporate Office: J1/B1 (Extn.), Mohan Co - op Industrial Estate, Mathura Road, New Delhi - 110044, **Ph.:** +91-11-26946409 | **Fax:** +91-11- 26946407
Regd Office: SF-11, Second Floor, JMD Regent Plaza, Mehrauli Gurgaon Road, Village Sikanderpur Ghosi, Gurgaon-122001, Haryana, **Ph.:** +91-124-4081281
CIN No.: L26924HR1985PLC056150, **E-mail:** info@kajariaceramics.com | **Web.:** www.kajariaceramics.com

Annexure-A

Details regarding incorporation of a wholly-owned subsidiary company in U.A.E.

Sr. No.	Particulars	Details
1.	Name of the target entity, details in brief such as size, turnover etc.	<p>The Board of Directors ('the Board') of the Company has approved investments upto Rs. 5 crores by way of opening office(s) and/or a wholly-owned subsidiary company of the Company in U.A.E.</p> <p>The proposed wholly-owned subsidiary company ('WoS') of the Company may be incorporated in U.A.E., to market the tiles/sanitaryware/faucet/plywood/laminates in U.A.E. and/or may also in other international markets.</p>
2.	Whether the acquisition would fall within related party transaction(s) and whether the promoter/ promoter group/ group companies have any interest in the entity being acquired? If yes, nature of interest and details thereof and whether the same is done at "arms length"	<p>After incorporation of the proposed WoS, it will become a Related Party of the Company.</p> <p>After incorporation of the proposed WoS, the Promoter/Promoter group of the Company will have indirect interest in the proposed WoS, being promoters/promoter group of the Company.</p> <p>The Company has also taken prior approval from the Audit Committee.</p> <p>The proposed investment will be made at an arm's length basis.</p>
3.	Industry to which the entity being acquired belongs	After incorporation of the proposed WoS, it will carry out marketing of tiles/sanitaryware/faucet/plywood/laminates in U.A.E. and/or may also in other international markets.
4.	Objects and effects of acquisition (including but not limited to, disclosure of reasons for acquisition of target entity, if its business is outside the main line of business of the listed entity)	In view of the growth potential for marketing of tiles/sanitaryware/faucet/plywood/laminates and to explore the business opportunities in U.A.E. and/or may also in other international markets., the proposed WoS in U.A.E. may be incorporated.
5.	Brief details of any governmental or regulatory approvals required for the acquisition	Incorporation of proposed WoS will be subject to applicable laws in India / U.A.E.
6.	Indicative time period for completion of the acquisition	Approximately 6 months, subject to statutory approvals, if any.
7.	Nature of consideration - whether cash consideration or share swap and details of the same	Cash consideration.

Kajaria Ceramics Limited

8.	Cost of acquisition or the price at which the shares are acquired	At par value, subject to maximum of Rs. 5 crores and applicable laws in India / U.A.E.
9.	Percentage of shareholding/control acquired and/or number of shares acquired	The Company will subscribe 100% shares of the proposed WoS, at the time of incorporation of the proposed WoS.
10.	Brief background about the entity acquired in terms of products/line of business acquired, date of incorporation, history of last 3 years turnover, country in which the acquired entity has presence and any other significant information (in brief)	The proposed WoS is proposed to be incorporated and said WoS will carry out marketing of tiles/sanitaryware/faucet/plywood/laminates in U.A.E. and/or may also in other international markets.



Kajaria Ceramics Limited

Corporate Office : J1/B1 (Extn.), Mohan Co - op Industrial Estate, Mathura Road, New Delhi - 110044, **Ph.:** +91-11-26946409 | **Fax:** +91-11- 26946407
Regd Office: SF-11, Second Floor, JMD Regent Plaza, Mehrauli Gurgaon Road, Village Sikanderpur Ghosi, Gurgaon-122001, Haryana, **Ph.:** +91-124-4081281
CIN No. : L26924HR1985PLC056150, **E-mail:** info@kajariaceramics.com | **Web.:** www.kajariaceramics.com

Walker Chandiook & Co LLP


Walker Chandiook & Co LLP
L 41, Connaught Circus,
Outer Circle,
New Delhi – 110 001
India
T +91 11 45002219
F +91 11 42787071

Independent Auditor's Review Report on Standalone Unaudited Quarterly Financial Results and Year to Date Results of the Company Pursuant to the Regulation 33 of the SEBI (Listing Obligations and Disclosure Requirements) Regulations, 2015 (as amended)

To the Board of Directors of Kajaria Ceramics Limited

1. We have reviewed the accompanying statement of standalone unaudited financial results ('the Statement') of Kajaria Ceramics Limited ('the Company') for the quarter ended 30 September 2021 and the year to date results for the period 1 April 2021 to 30 September 2021, being submitted by the Company pursuant to the requirements of Regulation 33 of the SEBI (Listing Obligations and Disclosure Requirements) Regulations, 2015 (as amended), including relevant circulars issued by the SEBI from time to time.
2. The Statement, which is the responsibility of the Company's Management and approved by the Company's Board of Directors, has been prepared in accordance with the recognition and measurement principles laid down in Indian Accounting Standard 34, Interim Financial Reporting ('Ind AS 34'), prescribed under Section 133 of the Companies Act, 2013 ('the Act'), and other accounting principles generally accepted in India and is in compliance with the presentation and disclosure requirements of Regulation 33 of SEBI (Listing Obligations and Disclosure Requirements) Regulations, 2015 (as amended), including relevant circulars issued by the SEBI from time to time. Our responsibility is to express a conclusion on the Statement based on our review.
3. We conducted our review of the Statement in accordance with the Standard on Review Engagements (SRE) 2410, Review of Interim Financial Information Performed by the Independent Auditor of the Entity, issued by the Institute of Chartered Accountants of India. A review of interim financial information consists of making inquiries, primarily of persons responsible for financial and accounting matters, and applying analytical and other review procedures. A review is substantially less in scope than an audit conducted in accordance with the Standards on Auditing specified under section 143(10) of the Act, and consequently, does not enable us to obtain assurance that we would become aware of all significant matters that might be identified in an audit. Accordingly, we do not express an audit opinion.
4. As explained in note 3 to the accompanying standalone financial results, the non-current financial assets include loans granted by the Company to its subsidiary companies amounting to Rs. 220.47 crores as at 30 September 2021 for which the Company is in the process of obtaining the necessary approvals required under the Companies Act, 2013. Pending such approval, we are unable to comment on the possible impact, if any, on these standalone financial results.

nseraj



Walker Chandiook & Co LLP

Independent Auditor's Review Report on Standalone Unaudited Quarterly Financial Results and Year to Date Results of Kajaria Ceramics Limited pursuant to the Regulation 33 of the SEBI (Listing Obligations and Disclosure Requirements) Regulations, 2015 (as amended) (cont'd)

5. Based on our review conducted as above, except for the possible effects of the matter described in previous section, nothing has come to our attention that causes us to believe that the accompanying Statement, prepared in accordance with the recognition and measurement principles laid down in Ind AS 34, prescribed under Section 133 of the Act, and other accounting principles generally accepted in India, has not disclosed the information required to be disclosed in accordance with the requirements of Regulation 33 of the SEBI (Listing Obligations and Disclosure Requirements) Regulations, 2015 (as amended), including the manner in which it is to be disclosed, or that it contains any material misstatement.

For Walker Chandiook & Co LLP

Chartered Accountants

Firm Registration No: 001076N/N500013

neeraj

Neeraj Sharma

Partner

Membership No. 502103

UDIN: 21502103AAAAFK1419



Place: New Delhi

Date: 22 October 2021

**STATEMENT OF UNAUDITED STANDALONE FINANCIAL RESULTS
FOR THE QUARTER AND HALF YEAR ENDED 30 SEPTEMBER 2021**

(₹ in crores, except per share data)

PARTICULARS	Quarter ended			Half Year ended		Year ended
	30 September 2021	30 June 2021	30 September 2020	30 September 2021	30 September 2020	31 March 2021
	(Unaudited)	(Unaudited)	(Unaudited)	(Unaudited)	(Unaudited)	(Audited)
1. INCOME						
a) Revenue from operations	862.20	499.67	650.13	1,361.87	907.66	2,523.18
b) Other income	14.91	12.88	12.33	27.79	22.09	51.57
Total income (1)	877.11	512.55	662.46	1,389.66	929.75	2,574.75
2. EXPENSES						
a) Cost of materials consumed	134.95	118.42	116.38	253.37	131.71	391.82
b) Purchases of stock-in-trade	316.27	165.48	221.44	481.75	302.99	882.83
c) Changes in inventories of finished goods, stock-in-trade and work-in-progress	11.43	(61.24)	3.61	(49.81)	77.28	95.46
d) Employee benefits expense	73.68	69.53	55.68	143.21	102.17	237.74
e) Finance costs	1.12	1.34	1.18	2.46	2.59	5.05
f) Depreciation and amortisation expense	19.65	18.17	19.15	37.82	36.17	73.91
g) Power and fuel	118.61	94.04	81.77	212.65	94.42	287.04
h) Other expenses	61.30	43.95	49.92	105.25	68.35	195.33
Total expenses (2)	737.01	449.69	549.13	1,186.70	815.68	2,169.18
3. Profit before tax (1-2)	140.10	62.86	113.33	202.96	114.07	405.57
4. Tax expense:						
a) Current tax	37.21	16.68	32.24	53.89	32.45	107.71
b) Deferred tax	(1.07)	(0.56)	(2.70)	(1.63)	(2.72)	(3.89)
5. Profit for the period/ year (3-4)	103.96	46.74	83.79	150.70	84.34	301.75
6. Other comprehensive income						
i) Items that will not be reclassified to profit or loss	(0.28)	(0.05)	-*	(0.33)	-*	0.18
ii) Income-tax relating to items that will not be reclassified to profit or loss	-*	-*	-*	-*	-*	(0.02)
7. Total comprehensive income for the period/ year (comprising profit and other comprehensive income for the period/ year) (5+6)	103.68	46.69	83.79	150.37	84.34	301.91
8. Paid up equity share capital (face value: ₹ 1 per share)	15.92	15.92	15.90	15.92	15.90	15.91
9. Other equity						1,862.29
10. Earnings per equity share (EPS): (face value : ₹ 1 per share) (EPS for the quarters is not annualised)						
i) Basic	6.54	2.94	5.27	9.48	5.31	18.98
ii) Diluted	6.54	2.94	5.27	9.47	5.30	18.97

* rounded off to NIL



STANDALONE STATEMENT OF ASSETS AND LIABILITIES AS AT 30 SEPTEMBER 2021

(₹ in crores)

PARTICULARS	As at	As at
	30 September 2021 (Unaudited)	31 March 2021 (Audited)
ASSETS		
(1) Non-current assets		
(a) Property, plant and equipment	644.69	659.57
(b) Right-of-use assets	26.58	26.19
(c) Capital work-in-progress	6.00	9.28
(d) Other intangible assets	2.37	2.74
(e) Financial assets		
(i) Investments	123.88	123.88
(ii) Loans	455.44	429.37
(iii) Other financial assets	12.53	12.21
(f) Non-current tax assets (net)	1.82	1.82
(g) Other non-current assets	9.40	-
	1,282.71	1,265.06
(2) Current assets		
(a) Inventories	261.04	206.80
(b) Financial assets		
(i) Investments	5.07	4.97
(ii) Trade receivables	341.80	371.89
(iii) Cash and cash equivalents	42.78	16.74
(iv) Bank balances other than '(iii)' above	506.87	417.11
(v) Loans	17.57	12.44
(vi) Other financial assets	0.57	0.35
(c) Other current assets	16.01	12.68
	1,191.71	1,042.98
Total assets	2,474.42	2,308.04
EQUITY AND LIABILITIES		
Equity		
(a) Equity share capital	15.92	15.91
(b) Other equity	2,016.32	1,862.29
	2,032.24	1,878.20
LIABILITIES		
(1) Non-current liabilities		
(a) Financial liabilities		
(i) Borrowings	9.45	8.94
(ii) Lease liabilities	13.07	12.97
(b) Provisions	15.95	13.56
(c) Deferred tax liabilities (net)	64.14	65.76
(d) Other non-current liabilities	1.51	1.51
	104.12	102.74
(2) Current liabilities		
(a) Financial liabilities		
(i) Lease liabilities	11.31	11.31
(ii) Trade payables		
a) total outstanding dues of micro enterprises and small enterprises	6.99	5.53
b) total outstanding dues of creditors other than micro enterprises and small enterprises	168.71	173.82
(iii) Other financial liabilities (other than those specified in item (c))	83.46	64.97
(b) Other current liabilities	53.04	58.26
(c) Provisions	7.25	5.58
(d) Current tax liabilities (net)	7.30	7.63
	338.06	327.10
Total equity and liabilities	2,474.42	2,308.04

See accompanying notes to the standalone financial results.



Unaudited Standalone Statement of cash flows

(₹ in crores)

	Half year ended 30 September 2021 (Unaudited)	Year ended 31 March 2021 (Audited)
A. CASH FLOW FROM OPERATING ACTIVITIES		
Profit before tax	202.96	405.57
Adjusted for :		
Depreciation and amortisation expense	37.82	73.91
Interest income	(26.40)	(48.71)
Interest expense	2.46	5.05
Share based payments to employees (net)	-	0.23
Loss on disposal of property, plant and equipment	0.40	1.37
Gain on disposal of current investments	(0.10)	(0.15)
Subsidy income	(0.27)	(0.54)
Provision for expected credit loss on trade receivables	0.40	1.14
Operating profit before working capital changes	217.27	437.87
Working capital adjustments:		
Movement in inventories	(54.24)	104.88
Movement in trade and other receivables	29.69	(25.23)
Movement in other assets	(4.52)	29.93
Movement in trade and other payables	4.26	10.77
Movement in provisions	3.73	(6.77)
Cash flow generated from operations (gross)	196.19	551.45
Less: taxes paid	(54.22)	(99.59)
Net cash flow generated from operations (A)	141.97	451.86
B. CASH FLOW FROM INVESTING ACTIVITIES		
Purchase of property, plant & equipment (including capital advances, capital work-in-progress, intangible assets and capital advances)	(18.84)	(75.64)
Proceeds from disposal of property, plant and equipment	1.58	6.37
Proceeds from sale of long-term investments	-	0.41
Proceeds from disposal of current investments	-	4.98
Loans given	(64.03)	(112.20)
Loans received back	33.70	90.56
Interest received	26.18	49.18
Movement in deposits having original maturity of more than 3 months (net)	(89.84)	(208.76)
Net cash flow (used in) investing activities (B)	(111.25)	(245.10)
C. CASH FLOW FROM FINANCING ACTIVITIES		
Interest paid	(0.74)	(1.55)
Proceeds/ (repayment of short-term borrowings (net)	-	(34.25)
Payment of lease liabilities	(7.61)	(12.15)
Proceeds from issue of shares	3.67	5.26
Dividend paid	-	(159.08)
Net cash flow (used in) financing activities (C)	(4.68)	(201.77)
Net increase in cash and cash equivalents (A+B+C)	26.04	4.99
Cash and cash equivalents at the beginning of the period/ year	16.74	11.75
Cash and cash equivalents at the end of the period/ year	42.78	16.74



Notes:

- 1 The above standalone financial results have been reviewed by the Audit Committee and approved by the Board of Directors at their respective meetings held on 22 October 2021 and have undergone 'Limited Review' by the statutory auditors of the Company.
- 2 The Board of Directors have declared interim dividend of ₹ 8/- per equity share of face value of ₹1/- each for the financial year 2021-22.
- 3 The Company has given loans to certain subsidiaries for meeting out their business requirements. The balance of such loans is ₹ 220.47 crores as at 30 September 2021 included under "Non-current financial assets". The business of these subsidiaries is integrated with that of the Company and the loans have been given at market rates. The Company is in the process of obtaining the shareholders' approval required under Section 185 of the Companies Act, 2013, in respect of such loans through postal ballot.
- 4 The above results have been prepared in accordance with the Indian Accounting Standards ('Ind-AS') as notified under the Companies (Indian Accounting Standards) Rules, 2015 (as amended), specified under section 133 of the Companies Act, 2013.
- 5 The Company's business falls within a single business segment in terms of the Indian Accounting Standards 108 'Operating Segments' and hence no additional disclosures are being furnished.
- 6 Previous period figures have been re-grouped / reclassified wherever necessary, to conform to current period's classification.

Place: New Delhi
Date: 22 October 2021

For and on behalf of the Board


Ashok Kajaria
Chairman & Managing Director

KAJARIA CERAMICS LIMITED

Regd Office: SF-11, Second Floor, JMD Regent Plaza, Mehrauli-Gurgaon Road, Village Sikanderpur Ghosi,
Gurgaon -122001 (Haryana), Ph: 0124-4081281

Corporate Office: J-1/B-1 (Extn), Mohan Co-operative Industrial Estate, Mathura Road
New Delhi-110044 Ph: 91-11-26946409 Fax: 91-11-26949544, 91-11-26946407

CIN: L26924HR1985PLC056150, E-mail: investors@kajariaceramics.com Website: www.kajariaceramics.com



Walker Chandiook & Co LLP

Walker Chandiook & Co LLP
L 41, Connaught Circus,
Outer Circle,
New Delhi – 110 001
India
T +91 11 45002219
F +91 11 42787071

Independent Auditor's Review Report on Consolidated Unaudited Quarterly Financial Results and Year to Date Results of the Company Pursuant to the Regulation 33 of the SEBI (Listing Obligations and Disclosure Requirements) Regulations, 2015 (as amended)

To the Board of Directors of Kajaria Ceramics Limited

1. We have reviewed the accompanying statement of unaudited consolidated financial results ('the Statement') of Kajaria Ceramics Limited ('the Holding Company') and its subsidiaries (the Holding Company and its subsidiaries together referred to as the 'Group'), (refer Annexure 1 for the list of subsidiaries included in the Statement) for the quarter ended 30 September 2021 and the consolidated year to date results for the period 1 April 2021 to 30 September 2021 being submitted by the Holding Company pursuant to the requirements of Regulation 33 of the SEBI (Listing Obligations and Disclosure Requirements) Regulations, 2015 (as amended), including relevant circulars issued by the SEBI from time to time.
2. This Statement, which is the responsibility of the Holding Company's management and approved by the Holding Company's Board of Directors, has been prepared in accordance with the recognition and measurement principles laid down in Indian Accounting Standard 34, Interim Financial Reporting ('Ind AS 34'), prescribed under section 133 of the Companies Act, 2013 ('the Act'), and other accounting principles generally accepted in India and is in compliance with the presentation and disclosure requirements of Regulation 33 of the SEBI (Listing Obligations and Disclosure Requirements) Regulations, 2015 (as amended), including relevant circulars issued by the SEBI from time to time. Our responsibility is to express a conclusion on the Statement based on our review.
3. We conducted our review of the Statement in accordance with the Standard on Review Engagements (SRE) 2410, Review of Interim Financial Information Performed by the Independent Auditor of the Entity, issued by the Institute of Chartered Accountants of India. A review of interim financial information consists of making inquiries, primarily of persons responsible for financial and accounting matters, and applying analytical and other review procedures. A review is substantially less in scope than an audit conducted in accordance with the Standards on Auditing specified under section 143(10) of the Act, and consequently, does not enable us to obtain assurance that we would become aware of all significant matters that might be identified in an audit. Accordingly, we do not express an audit opinion.

We also performed procedures in accordance with the SEBI Circular CIR/CFD/CMD1/44/2019 dated 29 March 2019 issued by the SEBI under Regulation 33 (8) of the SEBI (Listing Obligations and Disclosure Requirements) Regulations, 2015 (as amended), to the extent applicable.

neeraj



Walker Chandiook & Co LLP

Independent Auditor's Review Report on Consolidated Unaudited Quarterly Financial Results and Year to Date Results of Kajaria Ceramics Limited pursuant to the Regulation 33 of the SEBI (Listing Obligations and Disclosure Requirements) Regulations, 2015 (as amended) (cont'd)

4. As explained in note 3 to the accompanying consolidated financial results, the Holding Company has granted loans to certain subsidiary companies amounting to Rs. 220.47 crores for which the Holding Company is in the process of obtaining the necessary approvals required under the Companies Act, 2013. Pending such approval, we are unable to comment on the possible impact, if any, on these consolidated financial results.
5. Based on our review conducted and procedures performed as stated in paragraph 3 above, except for the possible effects of the matter described in previous section and upon consideration of the review reports of the other auditors referred to in paragraph 6 below, nothing has come to our attention that causes us to believe that the accompanying Statement, prepared in accordance with recognition and measurement principles laid down in Ind AS 34, prescribed under Section 133 of the Act, and other accounting principles generally accepted in India, has not disclosed the information required to be disclosed in accordance with the requirements of Regulation 33 of the SEBI (Listing Obligations and Disclosure Requirements) Regulations, 2015 (as amended), including the manner in which it is to be disclosed, or that it contains any material misstatement.
6. We did not review the interim financial results of seven subsidiaries included in the Statement, whose financial information reflects total assets of ₹ 873.88 crores as at 30 September 2021, and total revenues of ₹ 262.26 crores and ₹ 401.64 crores, total net profit after tax of ₹ 15.28 crores and ₹ 9.42 crores, total comprehensive income of ₹ 15.32 crores and ₹ 9.46 crores, for the quarter and year-to-date period ended on 30 September 2021, respectively, and cash flows (net) of ₹ 1.29 crores for the period ended 30 September 2021, as considered in the Statement. These interim financial results have been reviewed by other auditors whose review reports have been furnished to us by the management, and our conclusion in so far as it relates to the amounts and disclosures included in respect of these subsidiaries is based solely on the review reports of such other auditors and the procedures performed by us as stated in paragraph 3 above.

For Walker Chandiook & Co LLP

Chartered Accountants

Firm Registration No: 001076N/N500013

neeraj

Neeraj Sharma

Partner

Membership No. 502103

UDIN: 21502103AAAAFL7453



Place: New Delhi

Date: 22 October 2021

Walker ChandioK & Co LLP

Independent Auditor's Review Report on Consolidated Unaudited Quarterly Financial Results and Year to Date Results of Kajaria Ceramics Limited pursuant to the Regulation 33 of the SEBI (Listing Obligations and Disclosure Requirements) Regulations, 2015 (as amended) (cont'd)

Annexure 1

List of subsidiaries included in the Statement

1. Jaxx Vitrified Private Limited;
2. Vennar Ceramics Limited;
3. Kajaria Tiles Private Limited (formerly known as Kajaria Floera Ceramics Private Limited);
4. Cosa Ceramics Private Limited;
5. Kajaria Plywood Private Limited;
6. Kajaria Bathware Private Limited; and
7. Kajaria Sanitaryware Private Limited (step-down subsidiary).

nseraj




**STATEMENT OF UNAUDITED CONSOLIDATED FINANCIAL RESULTS
FOR THE QUARTER AND HALF YEAR ENDED 30 SEPTEMBER 2021**

(₹ in crores, except per share data)

PARTICULARS	Quarter ended			Half Year ended		Year ended
	30 September 2021	30 June 2021	30 September 2020	30 September 2021	30 September 2020	31 March 2021
	(Unaudited)	(Unaudited)	(Unaudited)	(Unaudited)	(Unaudited)	(Audited)
1. INCOME						
a) Revenue from operations	973.55	561.66	712.51	1,535.21	990.07	2,780.90
b) Other income	7.12	6.00	4.79	13.12	7.41	21.30
Total income (1)	980.67	567.66	717.30	1,548.33	997.48	2,802.20
2. EXPENSES						
a) Cost of materials consumed	213.99	168.65	177.25	382.64	196.04	590.40
b) Purchases of stock-in-trade	195.31	99.31	98.95	294.62	157.99	523.25
c) Changes in inventories of finished goods, stock-in-trade and work-in-progress	12.97	(71.68)	22.64	(58.71)	122.37	133.30
d) Employee benefits expense	102.01	93.27	77.87	195.28	138.71	324.65
e) Finance costs	2.72	3.02	2.08	5.74	5.46	10.71
f) Depreciation and amortisation expense	28.15	26.52	27.36	54.67	52.58	106.67
g) Power and fuel	177.58	129.64	120.46	307.22	136.91	414.90
h) Other expenses	91.20	62.05	71.65	153.25	101.93	285.58
Total expenses (2)	823.93	510.78	598.26	1,334.71	911.99	2,389.46
3. Profit before tax (1-2)	156.74	56.88	119.04	213.62	85.49	412.74
4. Tax expense:						
a) Current tax	38.19	16.68	32.24	54.87	32.45	108.30
b) Deferred tax	(0.77)	(1.26)	(2.84)	(2.03)	(3.66)	(4.46)
5. Profit/ (loss) for the period/ year (3-4)	119.32	41.46	89.64	160.78	56.70	308.90
6. Other comprehensive income						
i) Items that will not be reclassified to profit or loss	(0.25)	(0.05)	-*	(0.30)	-*	0.24
ii) Income-tax relating to items that will not be reclassified to profit or loss	-*	-*	-*	-*	-*	(0.02)
7. Total comprehensive income for the period/ year (comprising profit and other comprehensive income for the period/ year) (5+6)	119.07	41.41	89.64	160.48	56.70	309.12
Profit for the period/ year attributable to:						
a) Owners of the parent	116.14	43.06	89.12	159.20	62.02	308.05
b) Non controlling interests	3.18	(1.60)	0.52	1.58	(5.32)	0.85
Other comprehensive income attributable to:						
a) Owners of the parent	(0.25)	(0.05)	-*	(0.30)	-*	0.21
b) Non controlling interests	-	-	-	-	-	0.01
Total comprehensive income attributable to:						
a) Owners of the parent	115.89	43.01	89.12	158.90	62.02	308.26
b) Non controlling interests	3.18	(1.60)	0.52	1.58	(5.32)	0.86
8. Paid up equity share capital (face value : ₹ 1 per share)	15.92	15.92	15.90	15.92	15.90	15.91
9. Other equity						1,852.95
10. Earnings per equity share (EPS): (face value : ₹ 1 per share) (EPS for the quarters is not annualised)						
i) Basic	7.31	2.71	5.61	10.02	3.90	19.37
ii) Diluted	7.30	2.71	5.60	10.00	3.90	19.37

* rounded off to NIL.



CONSOLIDATED STATEMENT OF ASSETS AND LIABILITIES AS AT 30 SEPTEMBER 2021

PARTICULARS	As at	As at
	30 September 2021 (Unaudited)	31 March 2021 (Audited)
(1) Non-current assets		
(a) Property, plant and equipment	1,126.82	1,152.40
(b) Right-of-use assets	28.89	28.79
(c) Capital work-in-progress	28.89	14.90
(d) Goodwill	8.45	8.45
(e) Other intangible assets	2.74	2.79
(f) Financial assets		
(i) Other financial assets	19.19	21.27
(g) Non-current tax assets (net)	5.23	3.83
(h) Deferred tax assets (net)	1.39	1.27
(i) Other non-current assets	38.07	0.20
	1,259.67	1,233.90
(2) Current assets		
(a) Inventories	440.12	373.08
(b) Financial assets		
(i) Investments	5.07	4.97
(ii) Trade receivables	408.99	431.67
(iii) Cash and cash equivalents	52.15	24.82
(iv) Bank balances other than '(iii)' above	507.70	417.93
(v) Loans	19.38	12.90
(vi) Other financial assets	3.11	3.90
(c) Other current assets	29.24	23.43
	1,465.76	1,292.70
Total assets	2,725.43	2,526.60
EQUITY AND LIABILITIES		
Equity		
(a) Equity share capital	15.92	15.91
(b) Other equity	2,015.51	1,852.95
Equity attributable to owners of the Company	2,031.43	1,868.86
(c) Non- controlling interests	66.18	64.60
	2,097.61	1,933.46
LIABILITIES		
(1) Non-current liabilities		
(a) Financial liabilities		
(i) Borrowings	29.73	31.31
(ii) Lease liabilities	14.91	15.41
(b) Provisions	19.59	16.64
(c) Deferred tax liabilities (net)	67.27	68.71
(d) Other non-current liabilities	1.51	1.51
	133.01	133.58
(2) Current liabilities		
(a) Financial liabilities		
(i) Borrowings	60.82	65.75
(ii) Lease liabilities	12.14	11.79
(iii) Trade payables		
a) total outstanding dues of micro enterprises and small enterprises	33.73	23.79
b) total outstanding dues of creditors other than micro enterprises and small enterprises	193.20	183.45
(iv) Other financial liabilities (other than those specified in item (c))	113.25	92.68
(b) Other current liabilities	65.69	68.07
(c) Provisions	8.08	6.21
(d) Current tax liabilities (net)	7.90	7.82
	494.81	459.56
Total equity and liabilities	2,725.43	2,526.60

See accompanying notes to the consolidated financial results



Unaudited Consolidated Statement of cash flows

(₹ in crores)

	Half year ended 30 September 2021 (Unaudited)	Year ended 31 March 2021 (Audited)
A. CASH FLOWS FROM OPERATING ACTIVITIES		
Profit before tax	213.62	412.74
Adjustments for :		
Depreciation and amortisation expense	54.67	106.67
Interest income	(10.84)	(17.40)
Interest expense	5.74	10.71
Gain on disposal of current investments	(0.10)	(0.15)
Exchange fluctuation (net)	(0.23)	0.52
Share based payments to employees	-	0.15
Subsidy income	(0.27)	(0.54)
Provision for expected credit loss	0.40	1.14
Loss on disposal of property, plant and equipment	0.04	6.16
Operating profit before working capital adjustments	263.03	520.00
Working capital adjustments:		
Movement in inventories	(67.04)	139.64
Movement in trade and other receivables	23.08	(36.64)
Movement in other assets	(3.09)	11.46
Movement in trade and other payables	35.99	(21.91)
Movement in provisions	5.11	(5.78)
Cash flow generated from operations (gross)	257.08	606.77
Less: Income-tax paid	(57.63)	(98.01)
Net cash flow generated from operating activities (A)	199.45	508.76
B. CASH FLOWS FROM INVESTING ACTIVITIES		
Purchase of property, plant and equipment (including capital advances, capital work-in-progress, intangible assets and capital creditors)	(72.28)	(112.70)
Proceeds from disposal of property, plant and equipment	1.00	11.49
Proceeds from disposal of non-current investments	-	0.42
Loans given	(4.26)	(12.66)
Loans repaid	-	3.20
Proceeds from disposal of current investments	-	4.98
Interest received	8.77	17.58
Movement in deposits having original maturity of more than 3 months (net)	(89.85)	(207.85)
Net cash flow (used in) investing activities (B)	(156.62)	(295.54)
C. CASH FLOWS FROM FINANCING ACTIVITIES		
Interest paid	(3.83)	(6.80)
Proceeds from issue of share capital	3.67	5.26
Repayment of long-term borrowings	(2.48)	(0.34)
Proceeds/ (repayment) of short-term borrowings (net)	(4.93)	(29.88)
Payment of lease liabilities	(7.93)	(13.67)
Dividend paid	-	(159.08)
Net cash flow (used in) financing activities (C)	(15.50)	(204.51)
Net increase in cash and cash equivalents (A+B+C)	27.33	8.71
Cash and cash equivalents at the beginning of the period/year	24.82	16.11
Cash and cash equivalents at the end of the period/year	52.15	24.82



**UNAUDITED CONSOLIDATED SEGMENT WISE REVENUE, RESULTS, ASSETS AND LIABILITIES
FOR THE QUARTER AND HALF YEAR ENDED 30 SEPTEMBER 2021**

(₹ in crores, except per share data)

PARTICULARS	Quarter ended			Half Year ended		Year ended
	30 September 2021	30 June 2021	30 September 2020	30 September 2021	30 September 2020	31 March 2021
	(Unaudited)	(Unaudited)	(Unaudited)	(Unaudited)	(Unaudited)	(Audited)
1. Segment revenue						
a) Tiles	882.58	519.33	650.98	1,401.91	908.68	2,532.75
b) Others*	90.97	42.33	61.53	133.30	81.39	248.15
Revenue from operations	973.55	561.66	712.51	1,535.21	990.07	2,780.90
2. Segment results						
a) Tiles	145.91	53.19	115.09	199.10	88.91	394.09
b) Others*	6.43	0.71	1.24	7.14	(5.37)	8.06
Sub Total	152.34	53.90	116.33	206.24	83.54	402.15
Add: Unallocable income	7.12	6.00	4.79	13.12	7.41	21.30
Less: Finance costs	2.72	3.02	2.08	5.74	5.46	10.71
Profit before tax	156.74	56.88	119.04	213.62	85.49	412.74
Tax expenses	37.42	15.42	29.40	52.84	28.79	103.84
Net profit for the period/year	119.32	41.46	89.64	160.78	56.70	308.90
3. Segment assets						
a) Tiles	1,931.31	1,882.70	1,760.81	1,931.31	1,760.81	1,859.11
b) Others*	205.07	196.06	177.24	205.07	177.24	203.10
c) Unallocable assets	589.05	438.89	432.19	589.05	432.19	464.39
Total segment assets	2,725.43	2,517.65	2,370.24	2,725.43	2,370.24	2,526.60
4. Segment liabilities						
a) Tiles	398.87	322.36	340.39	398.87	340.39	362.49
b) Others*	57.82	44.76	44.12	57.82	44.12	50.87
c) Unallocable liabilities	171.13	172.00	150.85	171.13	150.85	179.78
Total segment liabilities	627.82	539.12	535.36	627.82	535.36	593.14

* Other business segment relates to bathware, sanitaryware and plywood business, which is not separately reportable.



Notes:

- 1 The above consolidated financial results have been reviewed by the Audit Committee and approved by the Board of Directors at their respective meetings held on 22 October 2021 and have undergone 'Limited Review' by the statutory auditors of the Company.
- 2 The Board of Directors have declared interim dividend of ₹ 8/- per equity share of face value of ₹1/- each for the financial year 2021-22.
- 3 The Holding Company has given loans of ₹ 220.47 crores to certain subsidiaries for meeting out their business requirements. The business of these subsidiaries is integrated with that of the Group and the loans have been given at market rates. The Holding Company is in the process of obtaining the shareholders' approval required under Section 185 of the Companies Act, 2013, in respect of such loans through postal ballot.
- 4 The above results have been prepared in accordance with the Indian Accounting Standards ('Ind-AS') as notified under the Companies (Indian Accounting Standards) Rules, 2015 (as amended), specified under section 133 of the Companies Act, 2013.
- 5 Previous period figures have been re-grouped/reclassified wherever necessary, to conform to current period's classification.

Place: New Delhi
Date: 22 October 2021

For and on behalf of the Board


Ashok Kajaria
Chairman & Managing Director

KAJARIA CERAMICS LIMITED

Regd Office: SF-11, Second Floor, JMD Regent Plaza, Mehrauli-Gurgaon Road, Village Sikanderpur Ghosi,
Gurgaon -122001 (Haryana), Ph: 0124-4081281

Corporate Office: J-1/B-1 (Extn), Mohan Co-operative Industrial Estate, Mathura Road

New Delhi-110044 Ph: 91-11-26946409 Fax: 91-11-26949544, 91-11-26946407

CIN: L26924HR1985PLC056150, E-mail: investors@kajariaceramics.com Website: www.kajariaceramics.com



EXTRACT OF UNAUDITED CONSOLIDATED FINANCIAL RESULTS FOR THE QUARTER AND HALF YEAR ENDED 30 SEPTEMBER 2021

(₹ in crores, except per share data)

Sr No	Particulars	Quarter ended	Half Year ended	Quarter ended
		30 September 2021	30 September 2021	30 September 2020
		(Unaudited)	(Unaudited)	(Unaudited)
1	Income			
	a) Revenue from operations	973.55	1,535.21	712.51
	b) Other income	7.12	13.12	4.79
2	Net Profit for the period (before Tax, Exceptional and/or Extraordinary items)	156.74	213.62	119.04
3	Net Profit for the period before Tax (after Exceptional and/or Extraordinary items)	156.74	213.62	119.04
4	Net Profit for the period after Tax (after Exceptional and/or Extraordinary items and after minority interest)	116.14	159.20	89.12
5	Total comprehensive income for the period [Comprising Profit for the period (after tax), Other comprehensive income (after tax) and after minority interest]	115.89	158.90	89.12
6	Equity share capital (Face value of Re 1/- per share)	15.92	15.92	15.90
7	Other equity (excluding revaluation reserve) as shown in the audited balance sheet of the previous year.	-	-	-
8	Earnings per equity share (EPS): (face value : ₹ 1 per share) (EPS for the quarter and nine months ended periods is not annualised)			
	a) Basic:	7.31	10.02	5.61
	b) Diluted:	7.30	10.00	5.60

Notes:

- The above consolidated financial results have been reviewed by the Audit Committee and approved by the Board of Directors at their respective meetings held on 22 October 2021 and have undergone 'Limited Review' by the statutory auditors of the Company.
- The Board of Directors have declared interim dividend of ₹ 8/- per equity share of face value of ₹1/- each for the financial year 2021-22.
- The Holding Company has given loans of ₹ 220.47 crores to certain subsidiaries for meeting out their business requirements. The business of these subsidiaries is integrated with that of the Group and the loans have been given at market rates. The Holding Company is in the process of obtaining the shareholders' approval required under Section 185 of the Companies Act, 2013, in respect of such loans through postal ballot.
- The above results have been prepared in accordance with the Indian Accounting Standards ('Ind-AS') as notified under the Companies (Indian Accounting Standards) Rules, 2015 (as amended), specified under section 133 of the Companies Act, 2013.
- Additional information on standalone financial results is as follows:**

(₹ in crores)

Sr No	Particulars	Quarter ended	Half Year ended	Quarter ended
		30 September 2021	30 September 2021	30 September 2020
		(Unaudited)	(Unaudited)	(Unaudited)
1	Income			
	a) Revenue from operations	862.20	1,361.87	650.13
	b) Other income	14.91	27.79	12.33
2	Net Profit before tax	140.10	202.96	113.33
3	Net Profit after tax	103.96	150.70	83.79
4	Total comprehensive income for the period	103.68	150.37	83.79

- The above is an extract of the detailed format of Financial Results for the quarter and half year ended 30 September 2021 filed with the Stock Exchanges under Regulation 33 of the SEBI (Listing Obligations and Disclosure Requirements) Regulations 2015. The full format of the Standalone and Consolidated Financial Results are available on the website of BSE and NSE at www.bseindia.com and www.nseindia.com respectively and on the Company's website at www.kajariaceramics.com.



For and on behalf of the Board

Ashok Kaja
Chairman & Managing Director

Place: New Delhi
Date: 22 October 2021

KAJARIA CERAMICS LIMITED

Regd Office: SF-11, Second Floor, JMD Regent Plaza, Mehrauli-Gurgaon Road, Village Sikanderpur Ghosi, Gurgaon -122001 (Haryana)
Corporate Office: J-1/B-1 (Extn), Mohan Co-operative Industrial Estate, Mathura Road
New Delhi-110044 Ph: 91-11-26946409 Fax: 91-11-26949544, 91-11-26946407
CIN: L26924HR1985PLC056150, E-mail: investors@kajariaceramics.com Website: www.kajariaceramics.com

ADDITIONAL DISCLOSURE UNDER REGULATION 52(4) OF THE SEBI (LISTING OBLIGATIONS AND DISCLOSURE REQUIREMENTS) REGULATIONS, 2015

For the half year ended September 30, 2021 (Standalone):

- | | |
|---|--|
| 1. Credit Rating and Change in Credit rating (if any) | : Kept at the same level for both
Long term and non-fund based
And unsecured loans

Long Term – ICRA AA
Short Term – ICRA A1+ |
| 2. Debt equity ratio
(net of cash and cash equivalents) | : -0.27 |
| 3. Debt service coverage ratio | : NA (no repayment during the period) |
| 4. Interest service coverage ratio | : 84 |
| 5. Capital redemption reserve /
Debenture redemption reserve | : Rs. 5.00 crore |
| 6. Net worth | : Rs. 2032.24 crore |
| 7. Net Profit after tax | : Rs. 150.70 crore |
| 8. Earnings per share | : Rs. 9.48 |

For Kajaria Ceramics Limited


Ashok Kajaria
Chairman & Managing Director

Kajaria Ceramics Limited

Corporate Office : J1/B1 (Extn.), Mohan Co - op Industrial Estate, Mathura Road, New Delhi - 110044, Ph.: +91-11-26946409 | Fax: +91-11- 26946407
Regd Office: SF-11, Second Floor, JMD Regent Plaza, Mehrauli Gurgaon Road, Village Sikanderpur Ghosi, Gurgaon-122001, Haryana, Ph.: +91-124-4081281
CIN No. : L26924HR1985PLC056150, E-mail: info@kajariaceramics.com | Web: www.kajariaceramics.com

ADDITIONAL DISCLOSURE UNDER REGULATION 52(4) OF THE SEBI (LISTING OBLIGATIONS AND DISCLOSURE REQUIREMENTS) REGULATIONS, 2015

For the half year ended September 30, 2021 (Consolidated):

- | | |
|---|--|
| 1. Credit Rating and Change in Credit rating (if any) | : Kept at the same level for both Long term and non-fund based And unsecured loans

Long Term – ICRA AA
Short Term – ICRA A1+ |
| 2. Debt equity ratio
(net of cash and cash equivalents) | : -0.23 |
| 3. Debt service coverage ratio | : 59.01 |
| 4. Interest service coverage ratio | : 38 |
| 5. Capital redemption reserve /
Debenture redemption reserve | : Rs. 5.00 crore |
| 6. Net worth | : Rs. 2031.43 crore |
| 7. Net Profit after tax | : Rs. 160.78 crore |
| 8. Earnings per share | : Rs. 10.02 |

For Kajaria Ceramics Limited


Ashok Kajaria
Chairman & Managing Director

Kajaria Ceramics Limited

Corporate Office : J1/B1 (Extn.), Mohan Co - op Industrial Estate, Mathura Road, New Delhi - 110044, Ph.: +91-11-26946409 | Fax: +91-11- 26946407
Regd Office: SF-11, Second Floor, JMD Regent Plaza, Mehrauli Gurgaon Road, Village Sikanderpur Ghosi, Gurgaon-122001, Haryana, Ph.: +91-124-4081281
CIN No. : L26924HR1985PLC056150, E-mail: info@kajariaceramics.com | Web.: www.kajariaceramics.com



KAJARIA CERAMICS LIMITED

Investor Update – Q2 FY22

October 22, 2021

Kajaria
TRANSFORM YOUR WORLD

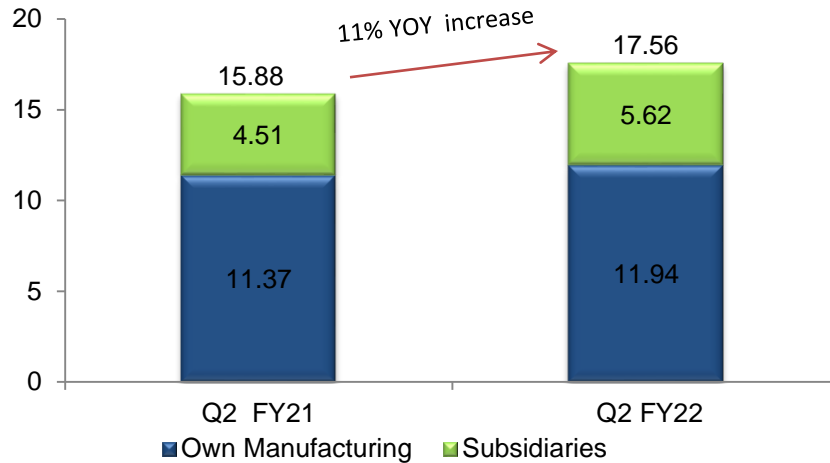
- Chairman's Message
- Financial Performance – Q2 FY22
- Balance sheet perspective
- Subsidiaries
- Income Statement
- Shareholding Pattern

The average Indian has cast away his apprehensions of the pandemic and the fallout therefrom. After a span of nearly 18 months, he appears more confident of a promising tomorrow.

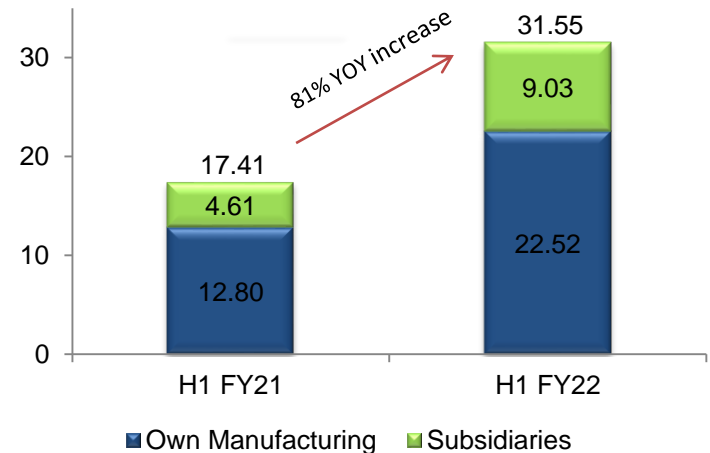
With the rapid pace of vaccination witnessed in the country, we have so far kept the third wave at bay and we really hope that we are through with this pandemic without any further hiccups. Along with the turnaround in economy, we are really glad to witness a sharp turnaround in our numbers and performance post the second Covid wave which was much better than what our initial expectations were!

After the slow offtake of tiles in Q1FY22 due to the 2nd wave, the volumes have gained significant traction and things are only looking better as we enter into the busy H2 season. Our plants have operated at almost full capacity during the quarter. We expect Q3 and Q4 to be even better than Q2 with the expectations of normalcy across all parts of India.

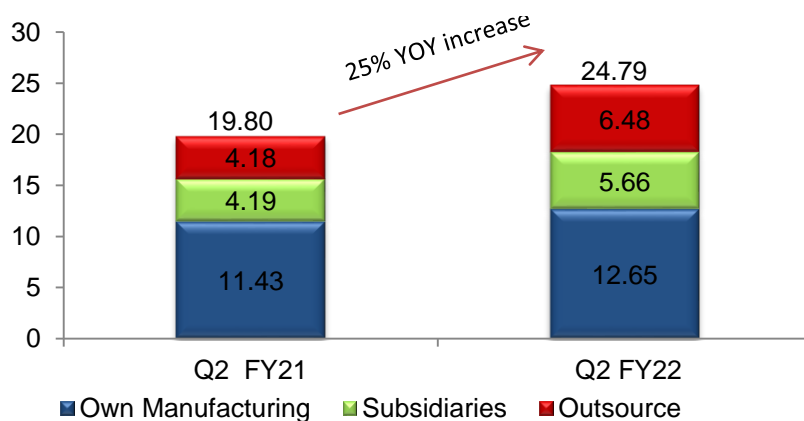
Production Growth (MSM) - Q2 FY22



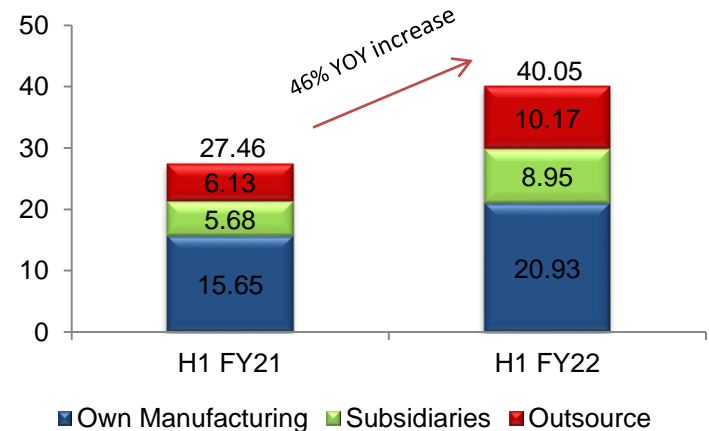
Production Growth (MSM) - H1 FY22

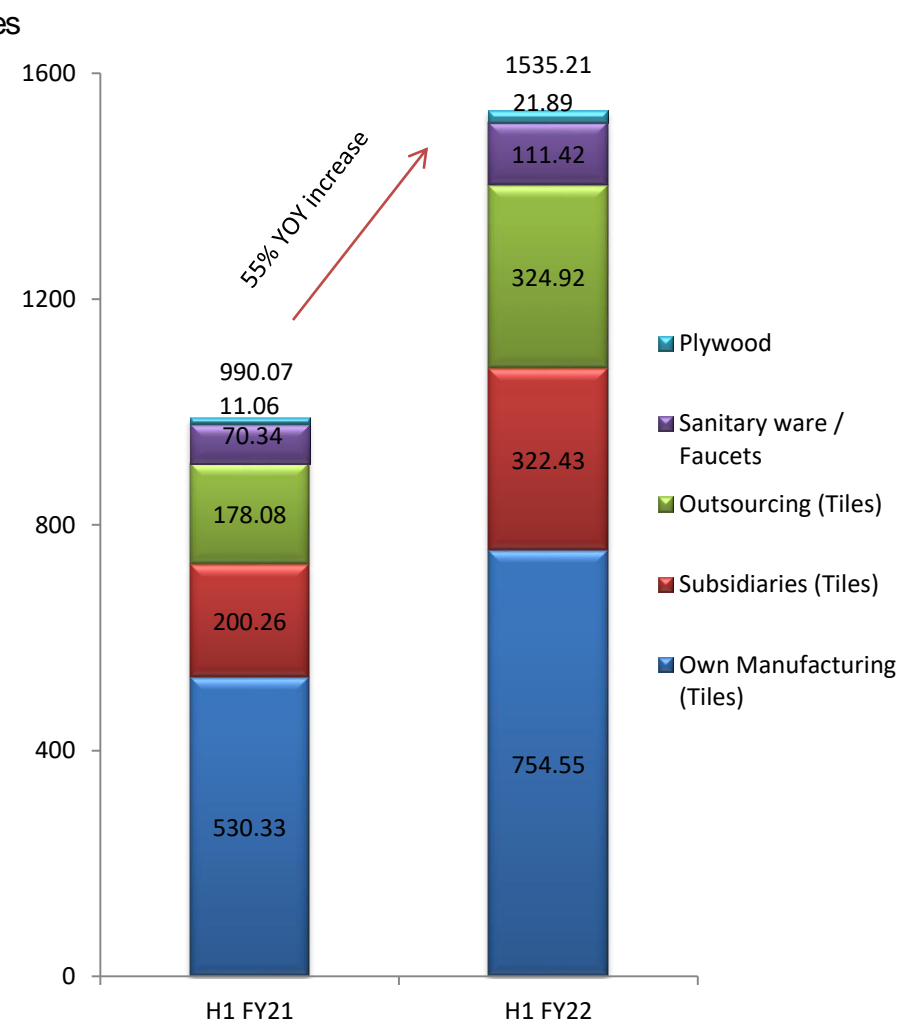
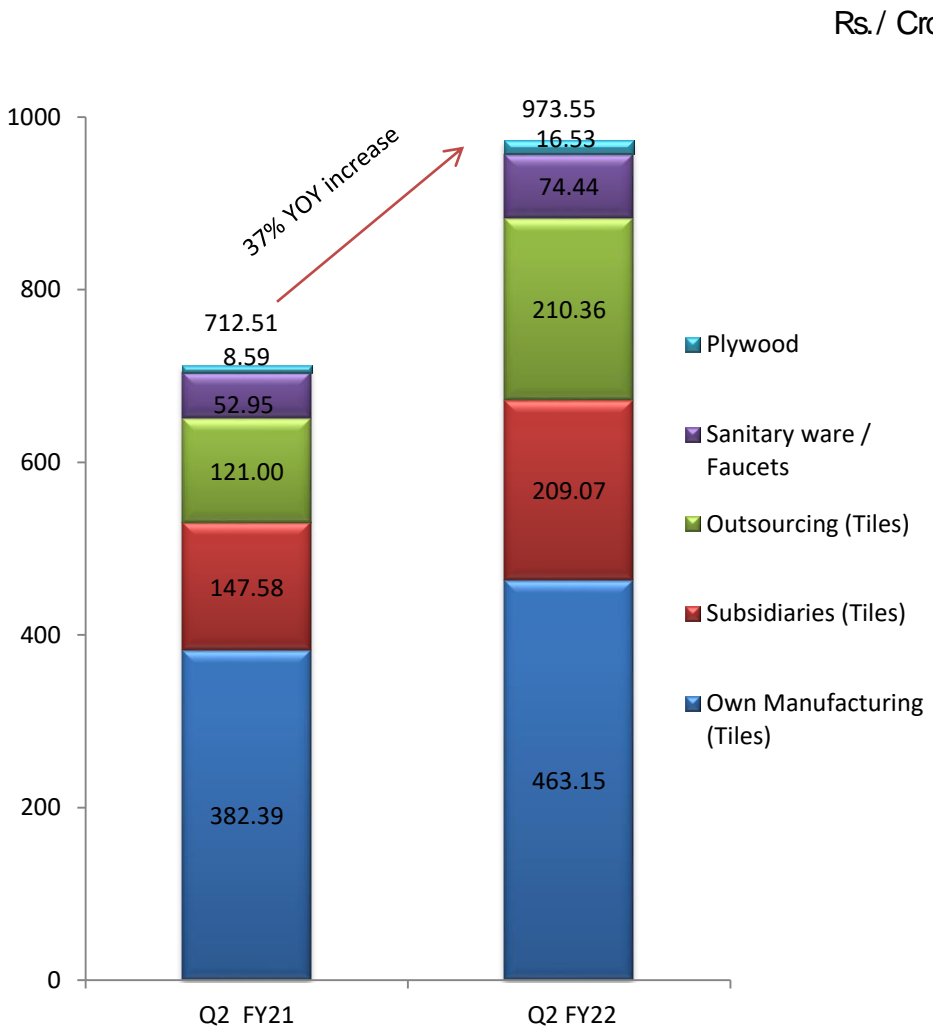


Sales Growth (MSM) - Q2 FY22



Sales Growth (MSM) - H1 FY22

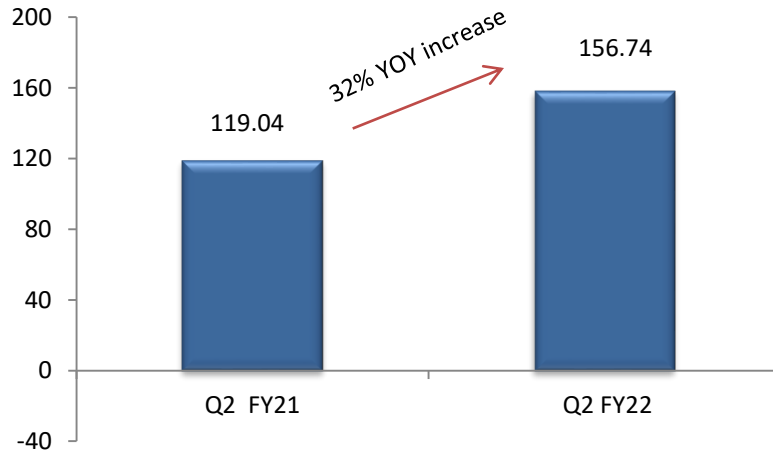




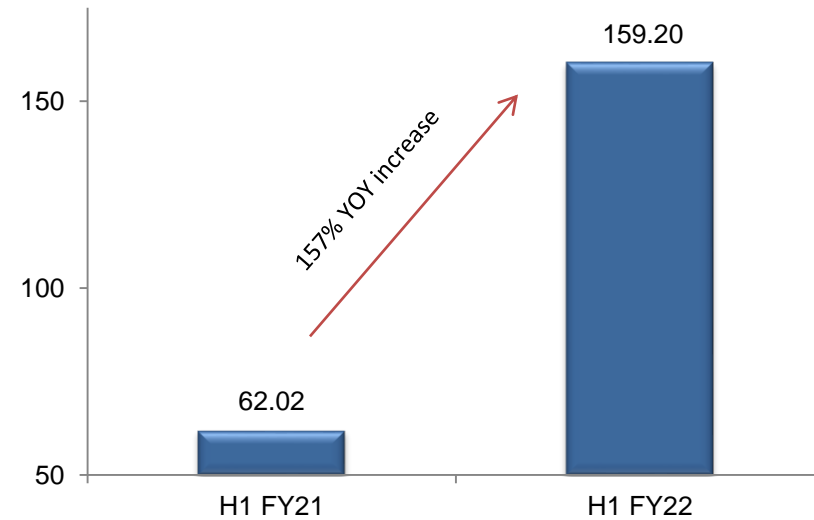
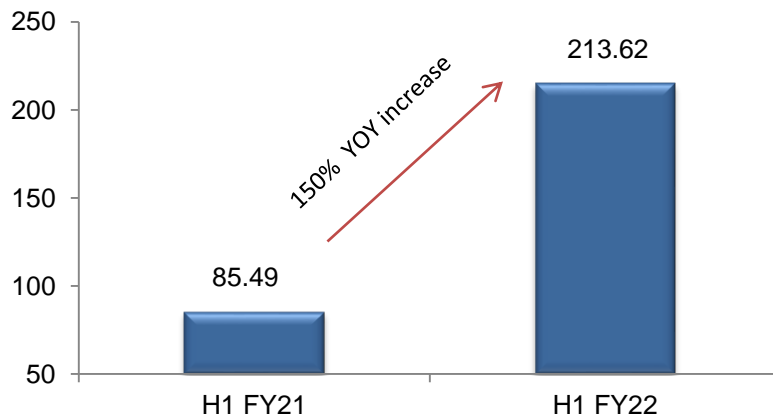
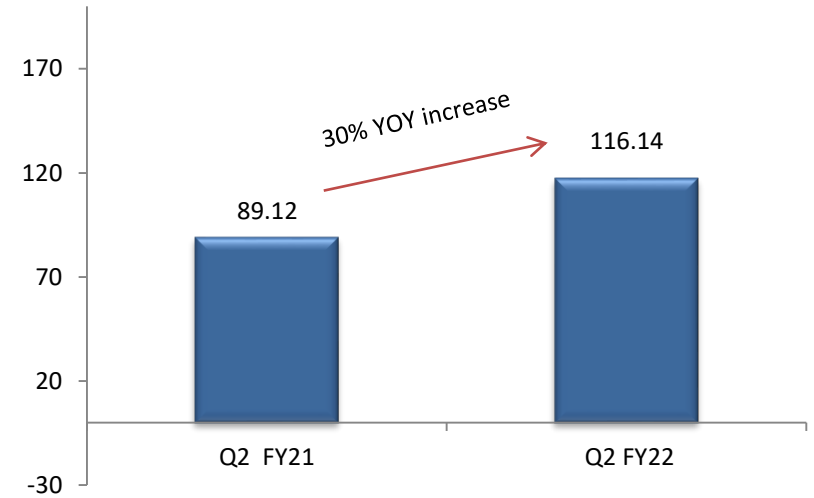
Refer Slide 13 for detailed Income Statement

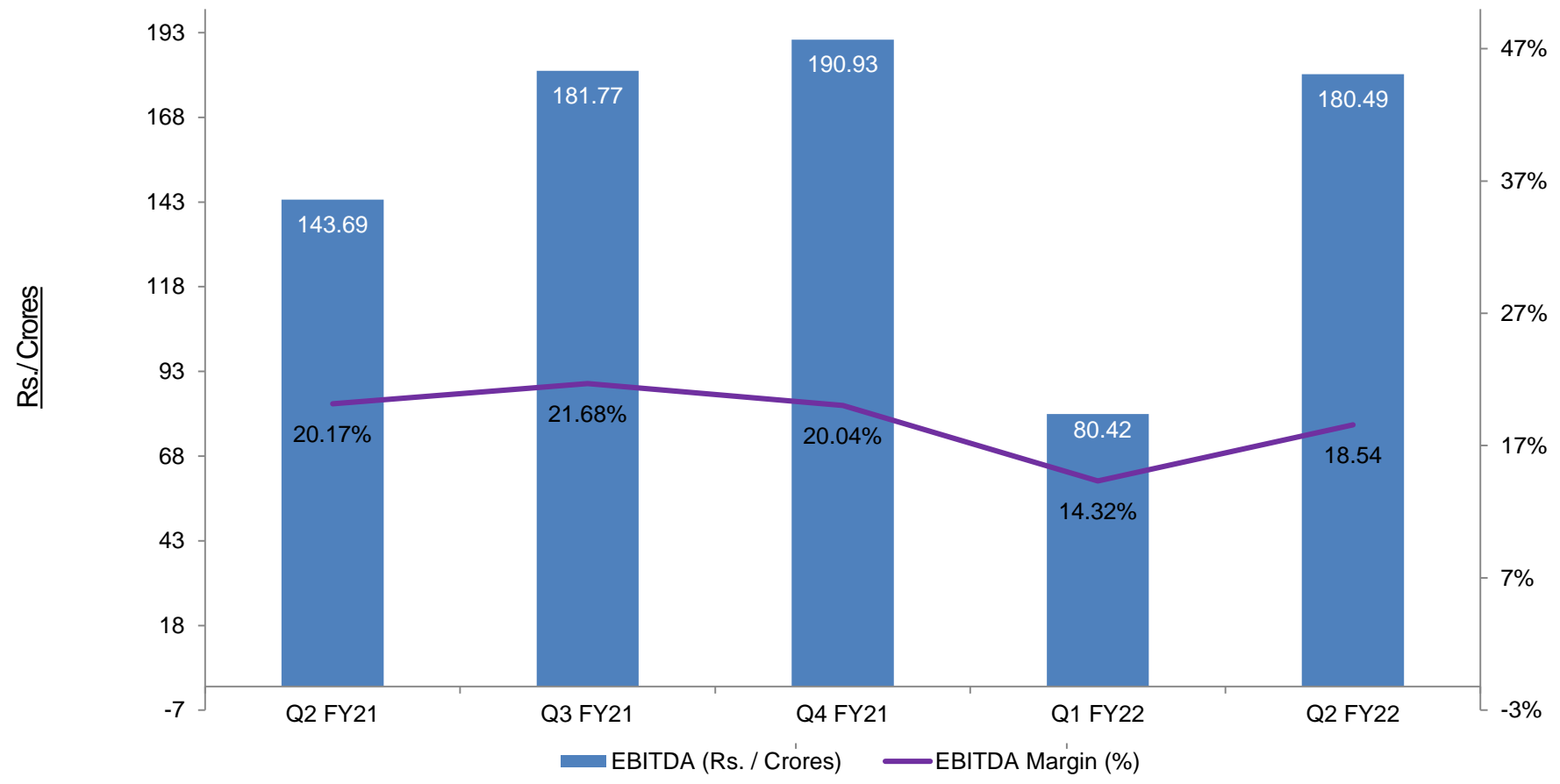
PBT

Rs./ Crores

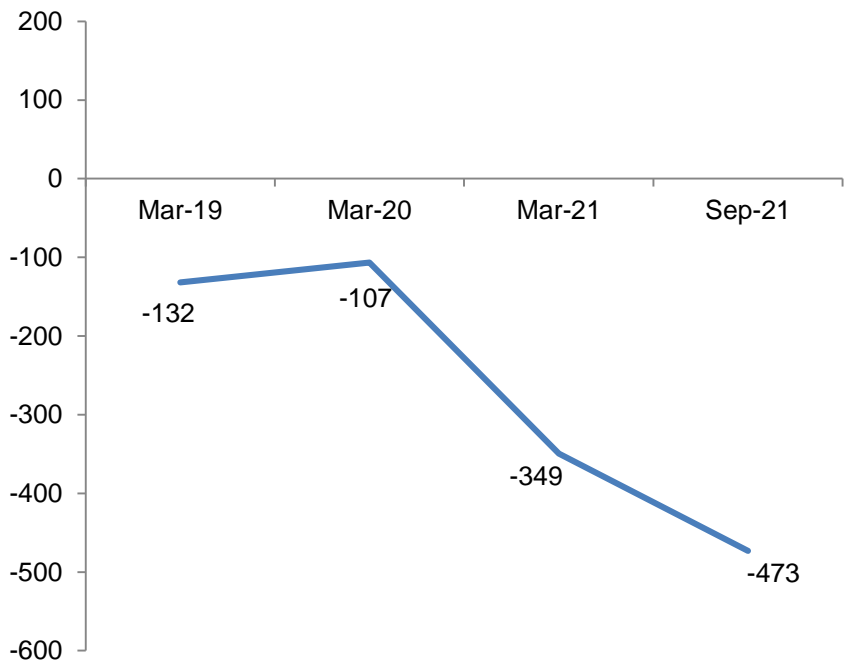


PAT

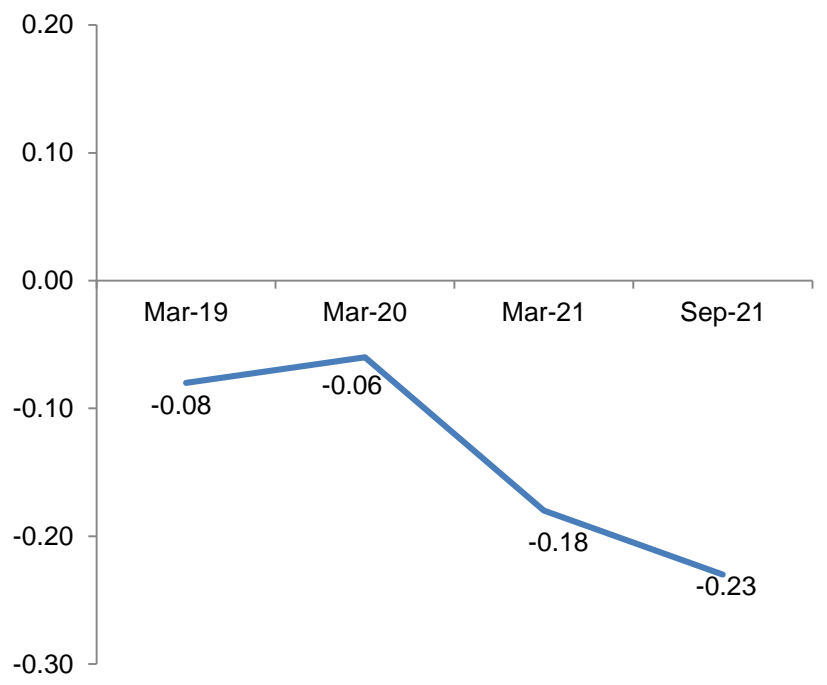




Net Debt (Rs. Crore) *

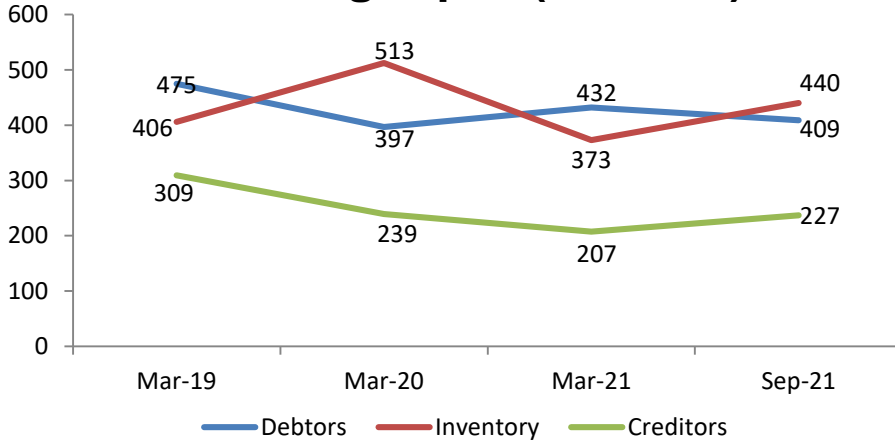


Net Debt Equity (X) *

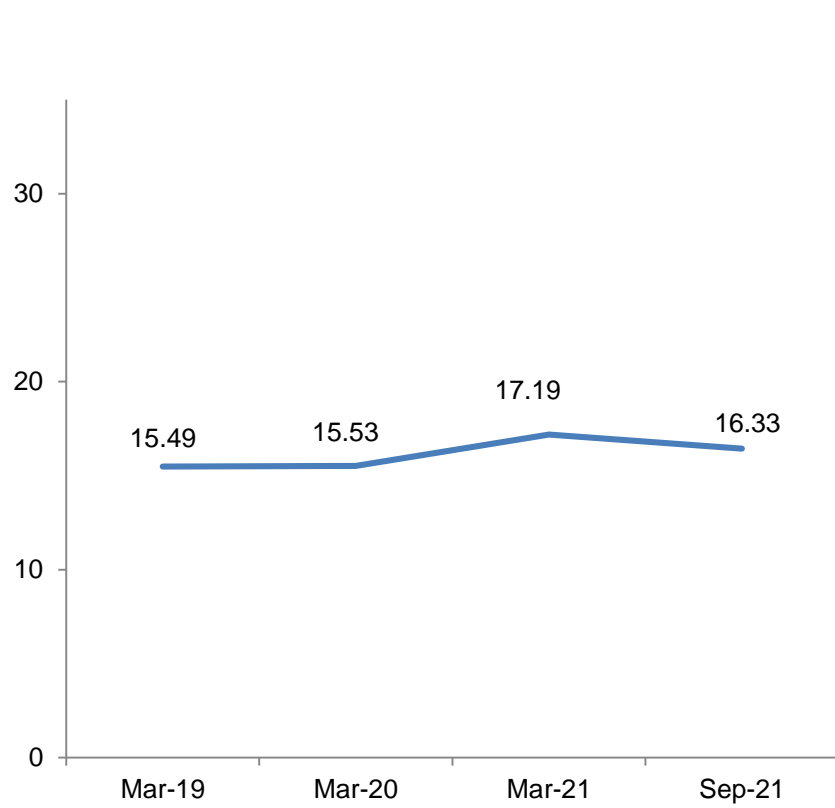


* Net of cash and cash equivalents

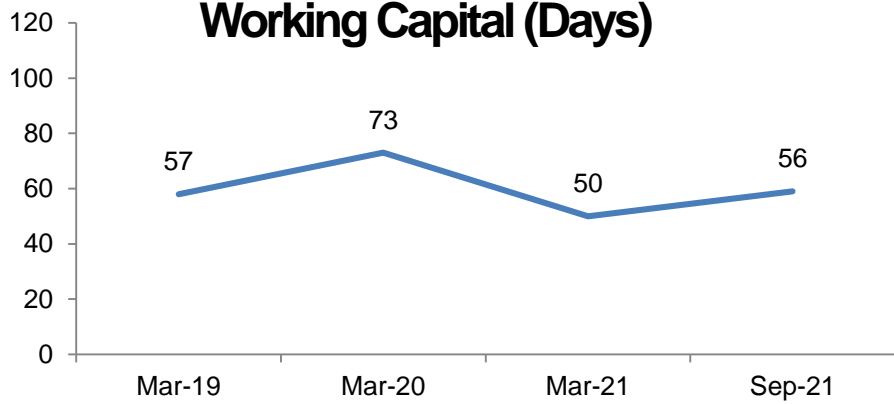
Working Capital (Rs. Crore)



Return on Equity (Avg.)



Working Capital (Days)



- ROE as on 30th Sep 21 taken at average of net worth as on 31st Mar.21 & 30th Sep 21 and on H1 FY22 PAT.
- Working capital days excludes capex creditors, capital advances and cash, cash equivalent & bank balance.
- For calculation of Mar-21 working capital days, only Q2 ,Q3 and Q4 FY21 sale has been considered.

A. JAXX VITRIFIED

Jaxx Vitrified is based in Morbi (Gujarat). Kajaria has 87.37% stake in the same. Jaxx had combined annual capacity of 7.60 MSM of polished vitrified tiles. Jaxx has operated at optimum capacity during Q2 FY22.

B. VENNAR CERAMICS

Vennar is based in Vijayawada (Andhra Pradesh). Kajaria has 51% stake in the same. Vennar has annual capacity of 2.90 MSM of high end ceramic wall tiles. Vennar has operated at optimum capacity during Q2 FY22.

C. COSA CERAMICS

Cosa is based in Morbi (Gujarat). Kajaria has 51% stake in the same. Cosa has annual capacity of 5.70 MSM of polished / glazed vitrified tiles. Cosa has operated at optimum capacity during Q2 FY22.

D. KAJARIA TILES PRIVATE LIMITED

Kajaria Tiles (a wholly owned subsidiary) has commissioned a manufacturing facility of glazed vitrified tiles with a capacity of 5.00 MSM p.a. in Andhra Pradesh and started commercial production in September 2019. Plant has operated at 88% capacity in Q2 FY22.

E. KAJARIA BATHWARE (P) LTD. (KBL)

Kajaria Bathware is a subsidiary of Kajaria Ceramics Ltd, in which Kajaria owns 85% and Aravali Investment Holdings, Mauritius, a wholly-owned subsidiary of WestBridge Crossover Fund, LLC owns 15% stake.

a) Sanitaryware: The Sanitaryware plant is situated in Morbi (Gujarat) having production capacity of 6.00 lac pcs p.a. And also commissioned additional capacity of 1.50 lac pcs p.a. in September 2019. Plant has operated at 59% capacity in Q2 FY22.

b) Faucet: This facility is situated at Gailpur (Rajasthan) having 1.00 million pcs p.a. Plant has operated at optimum capacity in Q2 FY22.

A. Gailpur Plant (Rajasthan)

The company would be adding 4.20 msm of ceramic floor tiles capacity at its Gailpur location. The same is expected to be completed by March 2022. Estimated cost for this expansion is Rs. 60 crore approx.

B. Srikalahasti Plant (Andhra Pradesh)

The company's subsidiary KTPL is also adding a capacity of 3.80 msm of value added glazed vitrified tiles at a cost of Rs. 110 crore. This expansion is expected to be completed by March 22.

C. Jaxx Plant, Morbi (Gujarat)

Adding 4.40 msm new capacity of polished vitrified tiles at the same site for an approximate cost of Rs 80 crore. This expansion is expected to be completed by March 22.

Financial highlights

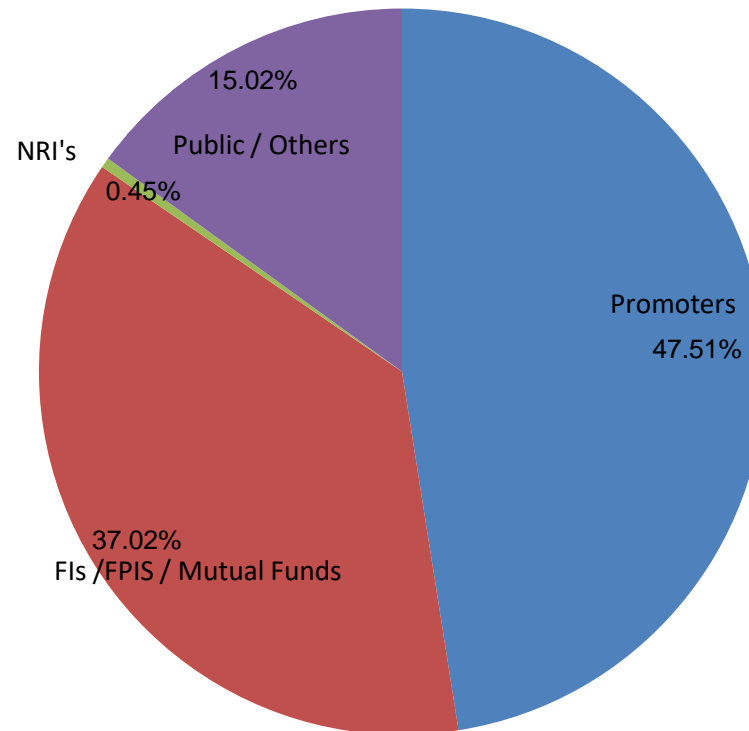
(Rs / Crores)

	Q2 FY22		Q2 FY21		Growth		H1 FY22		H1 FY21		Growth	
	Standalone	Consolidated	Standalone	Consolidated	Standalone	Consolidated	Standalone	Consolidated	Standalone	Consolidated	Standalone	Consolidated
Net Sales	862.20	973.55	650.13	712.51	33%	37%	1361.87	1535.21	907.66	990.07	50%	55%
EBITDA	145.96	180.49	121.33	143.69	20%	26%	215.45	260.91	130.74	136.12	65%	92%
EBITDA MARGIN	16.93%	18.54%	18.66%	20.17%			15.82%	17.00%	14.40%	13.75%		
Depreciation	19.65	28.15	19.15	27.36	3%	3%	37.82	54.67	36.17	52.58	5%	4%
Other Income	14.91	7.12	12.33	4.79	21%	49%	27.79	13.12	22.09	7.41	26%	77%
Interest	1.12	2.72	1.18	2.08	-5%	31%	2.46	5.74	2.59	5.46	-5%	5%
Exceptional Items - loss (gain)												
Profit Before Tax	140.10	156.74	113.33	119.04	24%	32%	202.96	213.62	114.07	85.49	78%	150%
Tax Expense	36.14	37.42	29.54	29.40	22%	27%	52.26	52.84	29.73	28.79	76%	84%
Minority Interest		3.18		0.52				1.58		-5.32		
Profit After Tax	103.96	116.14	83.79	89.12	24%	30%	150.70	159.20	84.34	62.02	79%	157%
Cash Profit	123.61	144.29	102.94	116.48	20%	24%	188.52	213.87	120.51	114.60	56%	87%
Equity Share Capital	15.92	15.92	15.90	15.90			15.92	15.92	15.90	15.90		
EPS (Basic) (Rs.)	6.54	7.31	5.27	5.61	24%	30%	9.48	10.02	5.31	3.90	78%	157%

As on 30th Sep. 2021

Equity Shares Outstanding – 159.17 millions

Shareholding



Kajaria Ceramics is the largest manufacturer of ceramic/vitrified tiles in India and the 8th* largest in the world. It has present annual capacity of 70.40 mn. sq. meters presently, distributed across eight plants - one at Sikandrabad in Uttar Pradesh, one at Gailpur and one at Malootana in Rajasthan, three at Morbi in Gujarat and one at Vijayawada and one at SriKalahasti in Andhra Pradesh.

For further information, please visit www.kajariaceramics.com or contact:

Mr. Sanjeev Agarwal, CFO

+91 11 26946409 (Board),

+91 11 41064110 (Direct)

Email: sanjeev@kajariaceramics.com

Mrs. Pallavi Bhalla, DGM Investor Relations

+91 11 26946409 (Board),

+91 11 40946552 (Direct)

Email: pallavibhalla@kajariaceramics.com

Disclaimer: Certain Statements in this document may be forward-looking within the meaning of applicable laws and regulations. And actual results might differ substantially from those expressed or implied. Such statements are subject to certain risks and uncertainties like regulatory changes, local political or economic developments, technological risks, and many other factors could cause our actual results to differ. Kajaria Ceramics Limited will not be in any way responsible for any action taken based on such statements.

* As per Ceramic World Review